






June 22, 2020

This technical bulletin is written to provide PipetteSupplies.com customers with clarification as to which style of tip ejector(s) is compatible with the Gilson Pipetman Classic (C), G, L, M, and Neo (N) pipettes.

Styles of Gilson Pipette Tip Ejectors:

<p>Introduced in July 1979: Stainless Steel Tip Ejector Arm (without navy blue attachment)</p>	<p>Introduced in December 1995: Stainless Steel Tip Ejector Arm w/ Navy Blue Colored Attachment</p>	<p>Introduced in 2009: Stainless Steel Tip Ejector Arm w/ White Colored Clip Attachment w/ the Pipetman Neo. Then with the Pipetman G, L Models, and newer Pipetman Classic Models.</p>
<p>Compatibility: Older Style Pipetman models that begin with the serial number prefix of H79XXXX up to JAXXXXX.</p>	<p>Compatibility: Pipetman and Pipetman Classic models that begin with the serial number prefix of JXXXXXB up to QDXXXXX. For Pipetman Neo up to serial number prefix DWXXXXX.</p>	<p>Compatibility: Pipetman Classic models that begin with the serial number prefix of QEXXXXX. For Pipetman Neo, it begins w/ serial number prefix DXXXXXX. This style <u>may</u> be used with “<u>All</u>” Pipetman G, L, Models.</p>
<p>Picture of This Style Ejector Arm:</p> 	<p>Picture of This Style Ejector Arm:</p> 	<p>Picture of This Style Ejector Arm:</p> 
<p><u>No Longer Made, Available, Sold</u></p>	<p>PIPETTE SUPPLIES PART NUMBERS: P2, P2N, P10, P10N = GI F144876 P20, P20N = GI F123657 P100, 100N = GI F144605 P200, P200N = GI F123658 P1000, P1000N = GI F123659</p> <p>Ejector Rod Options: GI F144872, GI F144761, GI F123861</p>	<p>PIPETTE SUPPLIES PART NUMBERS: 2uL, 10uL = GI F161998-1 20uL = GI F16184111 100uL = GI F16184211 200uL = GI F16184311 1000uL = GI F16184411</p> <p>Ejector Rod: GI F507037</p>

<p>Introduced with the Pipetman M Model: Fully Plastic White Colored Tip Ejector Arm w/ White Colored Clip Attachment.</p>	<p>Pipettes That Can Use Either the White Plastic Tip Ejector Arm, or the Stainless-Steel Tip Ejector Arm w/ White Colored Clip Attachment, Interchangeably</p>													
<p>Compatibility: Pipetman M Models (electronic) must use this plastic version tip ejector arm.</p>	<p>Compatibility & Interchangeability: Any Pipetman G, L Models. Newer Pipetman Classic Models that begin with Serial Number Prefix QEXXXXX. Pipetman Neo models that begins with serial number prefix DXXXXXX.</p>													
<p>Picture of This Style Ejector Arm:</p> 	<p>Pictures of These Styles of Ejector Arms</p> 													
<p><u>PIPETTE SUPPLIES PART NUMBERS</u> 10uL = GI F807008 20uL = GI F807009 100uL = GI F807130 200uL, 300uL = GI F807010 1000uL, 1200uL = GI F807011 Ejector Rod: GI F507037</p>	<p><u>PIPETTE SUPPLIES PART NUMBERS</u></p> <table border="0"> <tr> <td><u>PLASTIC EJECTORS:</u></td> <td><u>Stainless w/ White Tip</u></td> </tr> <tr> <td>2uL, 10uL = GI FA01045</td> <td>2uL, 10uL = GI F161998-1</td> </tr> <tr> <td>20uL = GI FA01046</td> <td>20uL = GI F1618411</td> </tr> <tr> <td>100uL = GI FA01047</td> <td>100uL = GI F16184211</td> </tr> <tr> <td>200uL = GI FA01048</td> <td>200uL = GI F16184311</td> </tr> <tr> <td>1000uL = GI FA01049</td> <td>1000uL = GI F16184411</td> </tr> </table> <p>Ejector Rod: GI F507037</p>	<u>PLASTIC EJECTORS:</u>	<u>Stainless w/ White Tip</u>	2uL, 10uL = GI FA01045	2uL, 10uL = GI F161998-1	20uL = GI FA01046	20uL = GI F1618411	100uL = GI FA01047	100uL = GI F16184211	200uL = GI FA01048	200uL = GI F16184311	1000uL = GI FA01049	1000uL = GI F16184411	
<u>PLASTIC EJECTORS:</u>	<u>Stainless w/ White Tip</u>													
2uL, 10uL = GI FA01045	2uL, 10uL = GI F161998-1													
20uL = GI FA01046	20uL = GI F1618411													
100uL = GI FA01047	100uL = GI F16184211													
200uL = GI FA01048	200uL = GI F16184311													
1000uL = GI FA01049	1000uL = GI F16184411													

Please be aware changes or modifications to Gilson pipettes could occur at any time without notification to the public.

Sincerely,

PipetteSupplies.com
 Technical Support